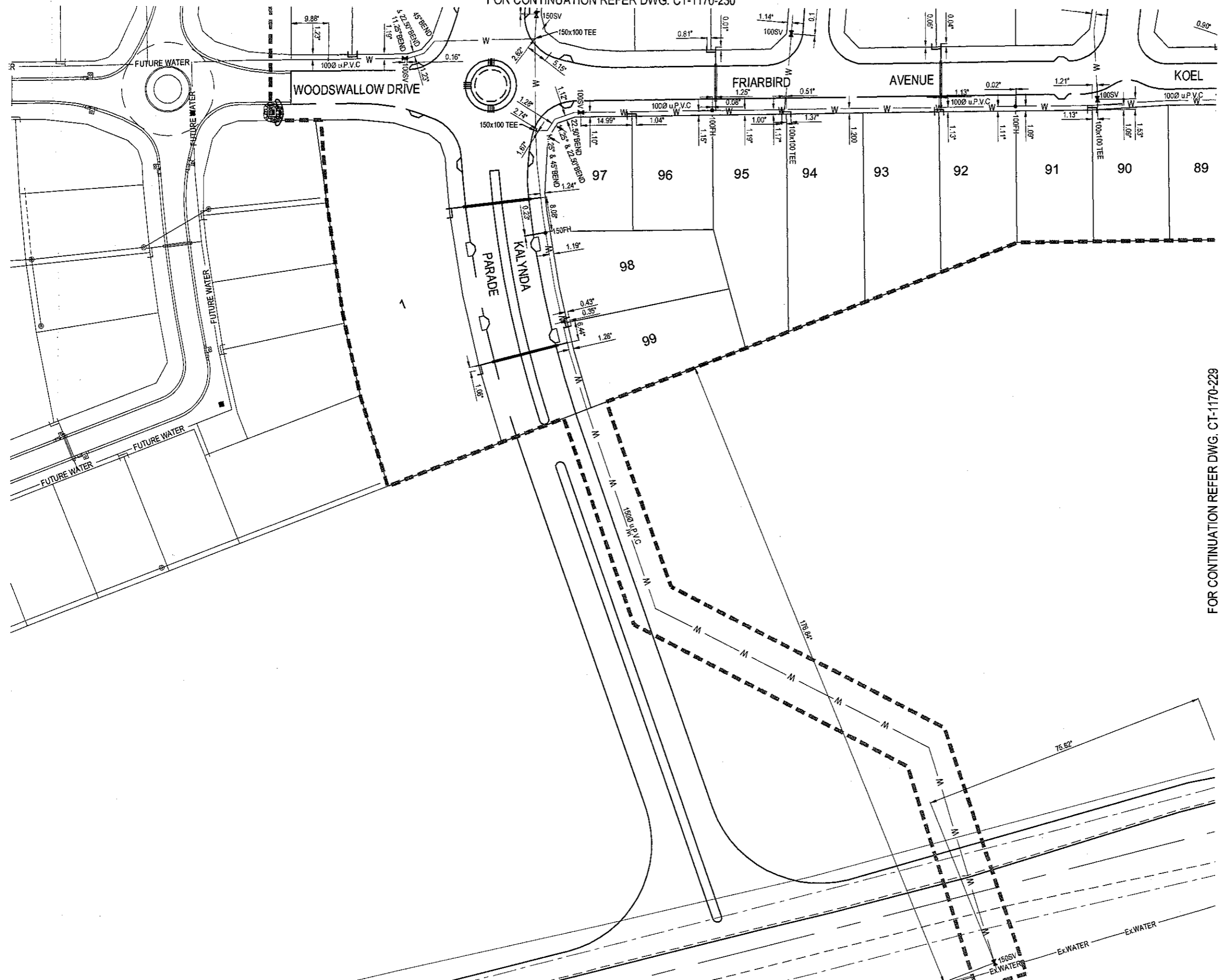


FOR CONTINUATION REFER DWG. CT-1170-230



**WATER LEGEND**


- WATER MAIN
- - - 63 OD POLYETHYLENE LOOP MAIN
- FH FIRE HYDRANT
- SV SLUICE VALVE
- GV GATE VALVE
- TEE
- END CAP
- WATER SERVICE WITH ENVELOPER
- Ex WATER EXIST. WATER MAIN
- Ex WATER (POLY) EXIST. WATER MAIN (POLY)
- - - - - LIMIT OF WORKS - STAGE 1

**WATER NOTES**

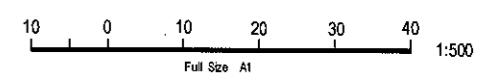
1. ALL WATER MAINS LOCATED 1.2m ALIGNMENT OFFSET FROM PROPERTY BOUNDARIES UNLESS SHOWN OTHERWISE
2. THIS DRAWING IS TO BE READ IN CONJUNCTION WITH CITY OF THURINGOWA STANDARD DRAWINGS (WATER).
3. ALL UPVC MAINS ARE SERIES 2, PN 16 TO AS/NZS 1477 RUBBER RING JOINTED, WITH SOCKETED D.I.C.L. FITTINGS U.N.O.
4. CONNECTION TO EXISTING THURINGOWA COUNCIL WATER MAINS WERE CARRIED OUT BY THE CONTRACTOR UNDER COUNCIL SUPERVISION
5. CONNECTION TO EXISTING NQ WATER MAINS WERE CARRIED OUT BY NQ WATER AT THE CONTRACTOR'S EXPENSE.
6. CONTRACTOR VERIFIED ALL UNDERGROUND SERVICES WITH THE RELATIVE AUTHORITIES PRIOR TO ANY EXCAVATION
7. TAPPED HOLES IN WATER MAINS ARE NO LARGER THAN ONE THIRD OF THE PIPE DIAMETER AND DRILLED NO CLOSER THAN 300mm FROM A SPIGOT END OR 450mm FROM ANOTHER TAPPED HOLE.

FOR CONTINUATION REFER DWG. CT-1170-229

BRAZIER MOTTI PTY LTD. ACN 066 411 041  
 595 FLINDERS ST. TOWNSVILLE, HEREBY CERTIFY THAT THIS DRAWING ACCURATELY AND CORRECTLY DESCRIBES AND RECORDS THE NATURE AND LOCATION OF THE WORKS DEPICTED BY ASTERISKS (\*) HEREON AS THEY HAVE BEEN CONSTRUCTED TO OUR SUPERVISION.



**DATUM**  
 PM No. 131651 LOCATED ON  
 HERVEY RANGE ROAD (BOLT IN BITUMEN)  
 RL 19.248



No.	Amendments	By	Appd	Date	No.	Amendments	By	Appd	Date
A	ORIGINAL ISSUE	JAM		24.03.08					

THIS DRAWING CANNOT BE COPIED OR REPRODUCED IN ANY FORM OR USED FOR ANY OTHER PURPOSE OTHER THAN THAT ORIGINALLY INTENDED WITHOUT THE WRITTEN PERMISSION OF BMD CONSULTING PTY LTD.

Civil Engineers  
Structural Engineers  
Project Managers  
ABN 23 010 743 062

Townsville Office  
57 Mitchell Street  
Townsville  
P.O. Box 8008  
Townsville MC, QLD 4810  
Ph: (07) 4782 7000  
Fax: (07) 4782 7077  
email: townsville@bmd.com.au  
www.bmd.com.au

Head Office - Brisbane  
Ph: (07) 3263 1911  
Sydney Office  
Ph: (02) 9888 5400

Calder Office  
Ph: (07) 4038 1544

Design	JAM	Client	URBEX Pty Ltd
Drawn	JAM	Project	KALYNDIA CHASE - STAGE 1
Checked	MW	Title	AS CONSTRUCTED WATER RETICULATION
Original Approved By:			AS CONSTRUCTED
RPEQ No.	5555		Drawing No. CT-1170-228
Date	MAR '08		Rev A
Datum	A.H.D.		





**WATER LEGEND**


- WATER MAIN
- - - 63 OD POLYETHYLENE LOOP MAIN
- FH FIRE HYDRANT
- ⊕ SV SLUICE VALVE
- ⊕ GV GATE VALVE
- ⊕ TEE
- ⊕ END CAP
- WATER SERVICE WITH ENVELOPER
- Ex WATER EXIST. WATER MAIN
- Ex WATER (POLY) EXIST. WATER MAIN (POLY)
- - - - - LIMIT OF WORKS - STAGE 1

**WATER NOTES**

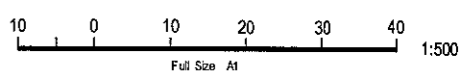
1. ALL WATER MAINS LOCATED 1.2m ALIGNMENT OFFSET FROM PROPERTY BOUNDARIES UNLESS SHOWN OTHERWISE
2. THIS DRAWING IS TO BE READ IN CONJUNCTION WITH CITY OF THURINGOWA STANDARD DRAWINGS (WATER)
3. ALL UPVC MAINS ARE SERIES 2, PN 18 TO AS/NZS 1477 RUBBER RING JOINTED, WITH SOCKETED D.I.C.L FITTINGS U.N.O.
4. CONNECTION TO EXISTING THURINGOWA COUNCIL WATER MAINS WERE CARRIED OUT BY THE CONTRACTOR UNDER COUNCIL SUPERVISION
5. CONNECTION TO EXISTING NQ WATER MAINS WERE CARRIED OUT BY NQ WATER AT THE CONTRACTOR'S EXPENSE.
6. CONTRACTOR VERIFIED ALL UNDERGROUND SERVICES WITH THE RELATIVE AUTHORITIES PRIOR TO ANY EXCAVATION
7. TAPPED HOLES IN WATER MAINS ARE NO LARGER THAN ONE THIRD OF THE PIPE DIAMETER AND DRILLED NO CLOSER THAN 300mm FROM A SPIGOT END OR 450mm FROM ANOTHER TAPPED HOLE.

FOR CONTINUATION REFER DWG. CT-1170-231

BRAZIER MOTTI PTY LTD. ACN 066 411 041  
 595 FLINDERS ST. TOWNSVILLE, HEREBY CERTIFY THAT THIS DRAWING ACCURATELY AND CORRECTLY DESCRIBES AND RECORDS THE NATURE AND LOCATION OF THE WORKS DEPICTED BY ASTERISKS (\*) HEREON AS THEY HAVE BEEN CONSTRUCTED FOR SUBDIVISION.



**DATUM**  
 PM No. 131651 LOCATED ON  
 HERVEY RANGE ROAD (BOLT IN BITUMEN)  
 RL 19.248



FOR CONTINUATION REFER DWG. CT-1170-228

No.	Amendments	By	Appd	Date	No.	Amendments	By	Appd	Date
A	ORIGINAL ISSUE	JAM		24.03.06					

THIS DRAWING CANNOT BE COPIED OR REPRODUCED IN ANY FORM OR USED FOR ANY OTHER PURPOSE OTHER THAN THAT ORIGINALLY INTENDED WITHOUT THE WRITTEN PERMISSION OF BMD CONSULTING PTY LTD.



Civil Engineers  
 Structural Engineers  
 Project Managers  
 ABN 23 010 743 602



Townsville Office  
 57 Mitchell Street  
 Townsville  
 P.O. Box 0008  
 Townsville MC, QLD 4810  
 Ph: (07) 4750 7000  
 Fax: (07) 4750 7077  
 Email: bmd@bmd.com.au  
 www.bmd.com.au

Head Office - Brisbane  
 Ph: (07) 3893 1511

Central Office  
 Ph: (07) 4038 1544

Design	JAM
Drawn	JAM
Checked	MW
Original Approved By:	[Signature]
RPEQ No.	5335
Date	MAR '06
Datum	A.H.D.

Client	URBEX Pty Ltd
Project	KALYMDA CHASE - STAGE 1
Title	AS CONSTRUCTED WATER RETICULATION LAYOUT PLAN SHEET 3 OF 4

<b>AS CONSTRUCTED</b>	Drawing No.	Rev
	CT-1170-230	A

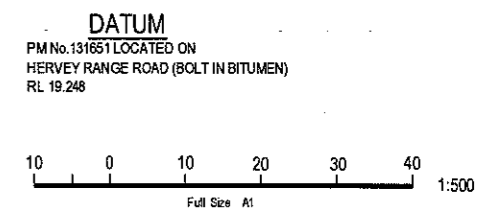


**WATER LEGEND**

	WATER MAIN
	83 OD POLYETHYLENE LOOP MAIN
	FH FIRE HYDRANT
	SV SLUICE VALVE
	GV GATE VALVE
	TEE
	END CAP
	WATER SERVICE WITH ENVELOPER
	EXIST. WATER MAIN
	EXIST. WATER MAIN (POLY)
	LIMIT OF WORKS - STAGE 1

- WATER NOTES**
1. ALL WATER MAINS LOCATED 1.2m ALIGNMENT OFFSET FROM PROPERTY BOUNDARIES UNLESS SHOWN OTHERWISE
  2. THIS DRAWING IS TO BE READ IN CONJUNCTION WITH CITY OF THURINGOWA STANDARD DRAWINGS (WATER)
  3. ALL uPVC MAINS ARE SERIES 2, PN 16 TO AS/NZS 1477 RUBBER RING JOINTED, WITH SOCKETED D.I.C.L FITTINGS U.N.O.
  4. CONNECTION TO EXISTING THURINGOWA COUNCIL WATER MAINS WERE CARRIED OUT BY THE CONTRACTOR UNDER COUNCIL SUPERVISION
  5. CONNECTION TO EXISTING NO WATER MAINS WERE CARRIED OUT BY NO WATER AT THE CONTRACTOR'S EXPENSE.
  6. CONTRACTOR VERIFIED ALL UNDERGROUND SERVICES WITH THE RELATIVE AUTHORITIES PRIOR TO ANY EXCAVATION
  7. TAPPED HOLES IN WATER MAINS ARE NO LARGER THAN ONE THIRD OF THE PIPE DIAMETER AND DRILLED NO CLOSER THAN 300mm FROM A SPIGOT END OR 450mm FROM ANOTHER TAPPED HOLE.

BRAZIER MOTTI PTY LTD. ACN 066 411 041  
 686 FLINDERS ST. TOWNSVILLE, HEREBY CERTIFY THAT THIS DRAWING ACCURATELY AND CORRECTLY DESCRIBES AND RECORDS THE NATURE AND LOCATION OF THE WORKS DEPICTED BY ASTERISKS (\*) HEREOF AS THEY HAVE BEEN CONSTRUCTED OR SUBMISSION.



FOR CONTINUATION REFER DWG. CT-1170-230

FOR CONTINUATION REFER DWG. CT-1170-229

No.	Amendments	By	Appd	Date	No.	Amendments	By	Appd	Date
A	ORIGINAL ISSUE	JAM		24.03.06					

THIS DRAWING CANNOT BE COPIED OR REPRODUCED IN ANY FORM OR USED FOR ANY OTHER PURPOSE OTHER THAN THAT ORIGINALLY INTENDED WITHOUT THE WRITTEN PERMISSION OF BMD CONSULTING PTY LTD.



Civil Engineers  
 Structural Engineers  
 Project Managers  
 ABN 23 010 743 002

**BMD**  
 CONSULTING

Townsville Office: 87 Mitchell Street, Townsville, P.O. Box 8008, Townsville MC, QLD 4810  
 Ph: (07) 4780 7020, Fax: (07) 4780 7077, Email: bmdtown@bmd.com.au, www.bmd.com.au

Head Office - Brisbane: Ph: (07) 3503 1511, Email: bmdbrn@bmd.com.au, Ph: (02) 9888 6400

Calra Office: Ph: (07) 4228 1544

Design	JAM	Client	URBEX Pty Ltd
Drawn	JAM	Project	KALYNDA CHASE - STAGE 1
Checked	MW	7/80	
Original Approved By:			
RPEO No.	5555		
Date	MAR '06		
Datum	A.H.D.		

**AS CONSTRUCTED WATER RETICULATION LAYOUT PLAN SHEET 4 OF 4**

**AS CONSTRUCTED**  
 Drawing No. CT-1170-231 Rev A